




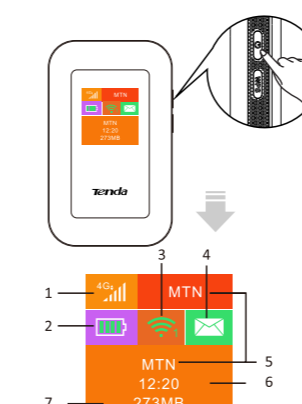
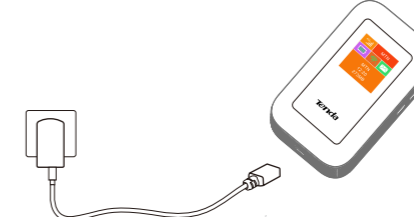
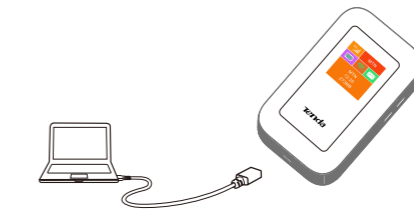


|  |  |  |  |   |  |
|--|--|--|--|---|--|
| <p><b>Tenda</b></p> <p><b>Quick Installation Guide</b></p> <p>4G LTE Advanced POCKET WIFI HOTSPOT<br/>Model: 4G185</p> <p><b>Package Contents</b></p> <p>4G LTE Advanced Pocket WiFi Hotspot X 1<br/>Li-ion Battery X 1<br/>USB Cable X 1<br/>Quick Installation Guide X 1</p> <p>For product or function details, please go to <a href="http://www.tendacn.com">www.tendacn.com</a> to download the user guide.</p>   | <p><b>Install SIM card and Battery</b></p> <ol style="list-style-type: none"> <li>Remove the back cover, Install Micro SIM card and Battery.</li> </ol>  <p><b>Note:</b></p> <ul style="list-style-type: none"> <li>Nano SIM card must be converted using the provided SIM card tray.</li> <li>SIM card and SD card are not included.</li> </ul> <ol style="list-style-type: none"> <li>Press the <b>Power</b> button down to turn on the device.</li> <li>The LCD screen lights up. Wait a few seconds. The device is successfully connected to the internet when the Traffic icon  lights up.</li> </ol>  <p><b>Note:</b></p> <p>If can't access the Internet, refer to <b>Q1</b> in <b>FAQ</b> to find a solution.</p>   | <p><b>Access the Internet</b></p> <ul style="list-style-type: none"> <li>Connect your wired device, such as a computer, to the Micro USB port of the Hotspot using an USB cable.</li> </ul> <p>SSID: Tenda_XXXXXX<br/>Password: XXXXXXXX</p>  <ul style="list-style-type: none"> <li>Connect your wireless device, such as a smart phone, to the Wi-Fi network of the Hotspot using the <b>SSID</b> and <b>Password</b> labeled on the inner side of the back cover.</li> </ul> <p>SSID: Tenda_XXXXXX<br/>Password: XXXXXXXX</p>  <p>To further configure the Hotspot, log in to the web UI of the Hotspot by visiting <b>192.168.0.1</b> on a connected device.</p> <p><b>Note:</b></p> <p>If you cannot log in to the web UI of the Hotspot, refer to <b>Q3</b> in <b>FAQ</b>.</p>   | <p><b>LCD indicators</b></p>  <ol style="list-style-type: none"> <li>Signal Strength and Internet</li> <li>Battery Meter</li> <li>Wi-Fi Status &amp; Number of Connected Wi-Fi Clients</li> <li>Message</li> <li>Operator Name</li> <li>Connected time</li> <li>Used Traffic Data</li> </ol> <p><b>Note:</b></p> <p>When the LCD screen is off, you can press the <b>Power</b> button to turn it on.</p>  | <p><b>Charging your Mobile Wi-Fi hotspot</b></p> <ul style="list-style-type: none"> <li>Method 1: Via wall outlet</li> </ul>  <ul style="list-style-type: none"> <li>Method 2: Via Computer</li> </ul>   | <p><b>FAQ</b></p> <p><b>Q1. I cannot access the Internet. What should I do?</b></p> <ol style="list-style-type: none"> <li>Verify your USIM/SIM is prepaid and has enough balance.</li> <li>Verify your device is always in the valid range.</li> <li>Verify you input the correct pass phrase (Password) when connecting to this mobile hotspot's SSID (Wi-Fi name). Verify that you input the default PIN code of SIM card if your service provider has provided you with a PIN code.</li> <li>Close firewall of your computer.</li> </ol> <p><b>Q2. When the device is connected via the USB cable, the driver of this device isn't installed automatically. What should I do?</b></p> <ol style="list-style-type: none"> <li>Restart your PC or notebook.</li> <li>Unplug the USB cable and plug it again.</li> <li>Click Open folder to view files, click the 4G Mi-Fi driver setup program and then follow onscreen installations to install the program.</li> <li>On your desktop, double click computer (in Windows 7 OS), locate the CD driver and double click it to install the program.</li> </ol> <p><b>Q3. I cannot login to its web UI. What should I do?</b></p> <ol style="list-style-type: none"> <li>Verify that your terminal device (notebook, smart phone, iPad, etc.) is connecting to 4G185.</li> <li>Clear the cookies and caches of the browser you launch.</li> </ol> |
| <p>A3. Close all browser and reopen one.</p> <p>A4. Verify that your terminal device has obtained an IP address within the range of 192.168.0.2~192.168.0.253 (default).</p> <p>A5. Verify that you've entered the correct login IP address 192.168.0.1 (default).</p> <p><b>Q5: How to change my SSID and Password?</b></p> <p>A1. Log in to the web UI of the Hotspot on your wired or wireless device, navigate to <b>Wi-Fi Settings &gt; SSID &amp; Password</b> and customize your SSID and Password.</p> <p><b>CE</b></p> <p><b>CE Mark Warning</b></p> <p>This is a Class B product. In a domestic environment, this product may cause radio interference, in which case the user may be required to take adequate measures.</p> <p>This equipment should be installed and operated with minimum distance 20cm between the device and your body.</p> <p><b>NOTE:</b></p> <ol style="list-style-type: none"> <li>The manufacturer is not responsible for any radio or TV interference caused by unauthorized modifications to this equipment.</li> <li>To avoid unnecessary radiation interference, it is</li> </ol> | <p>recommended to use a shielded USB cable.</p> <p><b>Declaration of Conformity</b></p> <p>Hereby, SHENZHEN TENDA TECHNOLOGY CO., LTD. declares that the radio equipment type 4G185 is in compliance with Directive 2014/53/EU.</p> <p>The full text of the EU declaration of conformity is available at the following internet address:<br/><a href="http://www.tendacn.com/en/service/download-cata-105.html">http://www.tendacn.com/en/service/download-cata-105.html</a></p> <p>Operating Frequency:<br/>2.4 GHz: EU/2400-2483.5MHz (CH1-CH13)<br/>EIRP Power (Max.): 2.4 GHz &lt; 20dBm<br/>Software Version: XFNJ_B03P14_F231CE_V3_0_SM_FX_TD_PXXX</p> <p><b>Español</b><br/>DECLARACIÓN UE DE CONFORMIDAD SIMPLIFICADA<br/>Por la presente, SHENZHEN TENDA TECHNOLOGY CO., LTD., declara que e1 tipo de equipo radioeléctrico 4G185 es conforme con la Directiva 2014/53/UE.<br/>El texto completo de la declaración UE de conformidad está disponible en la dirección Internet siguiente:<br/><a href="http://www.tendacn.com/en/service/download-cata-105.html">http://www.tendacn.com/en/service/download-cata-105.html</a></p> <p><b>Čeština</b><br/>ZJEDNODUŠENÉ EU PROHLÁŠENÍ O SHODĚ<br/>Tímto SHENZHEN TENDA TECHNOLOGY CO., LTD., prohlašuje, že typ rádiového zařízení 4G185 je v souladu</p> | <p>se směrnicí 2014/53/EU.<br/>Úplné znění EU prohlášení o shodě je k dispozici na této internetové adrese:<br/><a href="http://www.tendacn.com/en/service/download-cata-105.html">http://www.tendacn.com/en/service/download-cata-105.html</a></p> <p><b>Deutsch</b><br/>VEREINFACHTE EU-KONFORMITÄTSERKLÄRUNG<br/>Hiermit erklärt SHENZHEN TENDA TECHNOLOGY CO., LTD., dass der Funkanlagentyp 4G185 der Richtlinie 2014/53/EU entspricht.<br/>Der vollständige Text der EU-Konformitätserklärung ist unter der folgenden Internetadresse verfügbar:<br/><a href="http://www.tendacn.com/en/service/download-cata-105.html">http://www.tendacn.com/en/service/download-cata-105.html</a></p> <p><b>Français</b><br/>DECLARATION UE DE CONFORMITE SIMPLIFIEE<br/>Le soussigné, SHENZHEN TENDA TECHNOLOGY CO., LTD., déclare que l'équipement radioélectrique du type 4G185 est conforme à la directive 2014/53/UE.<br/>Le texte complet de la déclaration UE de conformité est disponible à l'adresse internet suivante:<br/><a href="http://www.tendacn.com/en/service/download-cata-105.html">http://www.tendacn.com/en/service/download-cata-105.html</a></p> <p><b>Italiano</b><br/>Il fabbricante, SHENZHEN TENDA TECHNOLOGY CO., LTD., dichiara che il tipo di apparecchiatura radio 4G185 è conforme alla direttiva 2014/53/UE.<br/>Il testo completo della dichiarazione di conformità UE è disponibile al seguente indirizzo Internet:</p> | <p><a href="http://www.tendacn.com/en/service/download-cata-105.html">http://www.tendacn.com/en/service/download-cata-105.html</a></p> <p><b>Polski</b><br/>UPROSZCZONA DEKLARACJA ZGODNOŚCI UE<br/>SHENZHEN TENDA TECHNOLOGY CO., LTD. niniejszym oświadcza, że typ urządzenia radiowego 4G185 jest zgodny z dyrektywą 2014/53/UE.<br/>Pełny tekst deklaracji zgodności UE jest dostępny pod następującym adresem internetowym:<br/><a href="http://www.tendacn.com/en/service/download-cata-105.html">http://www.tendacn.com/en/service/download-cata-105.html</a></p> <p><b>Português</b><br/>DECLARAÇÃO UE DE CONFORMIDADE SIMPLIFICADA<br/>O(a) abaixo assinado(a) SHENZHEN TENDA TECHNOLOGY CO., LTD. declara que o presente tipo de equipamento de rádio 4G185 está em conformidade com a Diretiva 2014/53/UE.<br/>O texto integral da declaração de conformidade está disponível no seguinte endereço de Internet:<br/><a href="http://www.tendacn.com/en/service/download-cata-105.html">http://www.tendacn.com/en/service/download-cata-105.html</a></p> <p><b>Română</b><br/>DECLARAȚIA UE DE CONFORMITATE SIMPLIFICATĂ<br/>Prin prezenta, SHENZHEN TENDA TECHNOLOGY CO., LTD. declară că tipul de echipamente radio 4G185 este în conformitate cu Directiva 2014/53/UE.<br/>Textul integral al declarației UE de conformitate este disponibil la următoarea adresă internet:<br/><a href="http://www.tendacn.com/en/service/download-cata-105.html">http://www.tendacn.com/en/service/download-cata-105.html</a></p> | <p><b>Русский</b><br/>Декларация соответствия<br/>Настоящим, SHENZHEN TENDA TECHNOLOGY CO. LTD. заявляет, что радиооборудование типа 4G185 соответствует Директиве 2014/53 / EC.<br/>Полный текст декларации соответствия ЕС доступен по следующему интернет-адресу:<br/><a href="http://www.tendacn.com/en/service/download-cata-105.html">http://www.tendacn.com/en/service/download-cata-105.html</a></p> <p><b>Caution:</b></p> <p>Battery Model: 4G<br/>Manufacturer: Shenzhen Powercome Electronics Co., LTD</p> <p><b>Operating Environment</b></p> <p>Temperature: 0°C-40°C<br/>Humidity: (10 - 90) %RH, non-condensing</p> <p><b>RECYCLING</b></p> <p>This product bears the selective sorting symbol for Waste electrical and electronic equipment (WEEE). This means that this product must be handled pursuant to European directive 2012/19/EU in order to be recycled or dismantled to minimize its impact on the environment. User has the choice to give his product to a competent</p> | <p>recycling organization or to the retailer when he buys new electrical or electronic equipment.</p> <p><b>Technical Support</b></p> <p>Shenzhen Tenda Technology Co., Ltd.<br/>6-8 Floor, Tower E3, NO.1001, Zhongshanyuan Road, Nanshan District, Shenzhen, China. 518052<br/>USA hotline: 1-800-570-5892<br/>Toll Free: 7 x 24 hours<br/>Hong Kong hotline: 00852-81931998<br/>Global hotline: +86 755-2765 7180 (China Time Zone)<br/>Website: <a href="http://www.tendacn.com">www.tendacn.com</a><br/>E-mail: <a href="mailto:support@tenda.com.cn">support@tenda.com.cn</a></p> <p><b>Copyright</b></p> <p>© 2020 Shenzhen Tenda Technology Co., Ltd. All rights reserved.<br/>Tenda is a registered trademark legally held by Shenzhen Tenda Technology Co., Ltd. Other brand and product names mentioned herein are trademarks or registered trademarks of their respective holders. Specifications are subject to change without notice.</p>  |

单色印刷；80g书写纸；单页75x120mm  
打样、做货请以CDR文件为准，PDF仅供参考，谢谢配合！